

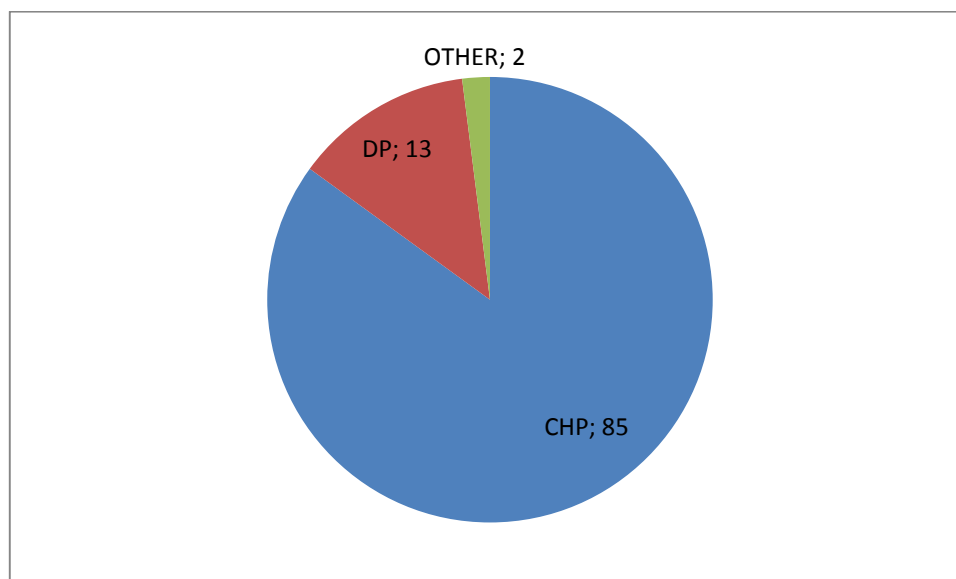
ANNEX 1

ELECTION RESULTS FROM 1946 UNTIL TODAY

Results of July 21st, 1946 Deputy General Elections Election System: Majority System

POLITICAL PARTIES	NUMBER OF DEPUTIES	RATIO OF VOTES
RepublicanPeople'sParty(CHP)	397	85,4
DemocratParty (DP)	61	13,1
Independents (ElectedfromDP List)	4	0.9
Independents(Electedfromindependentslist)	3	0.6
TOTAL	465	100

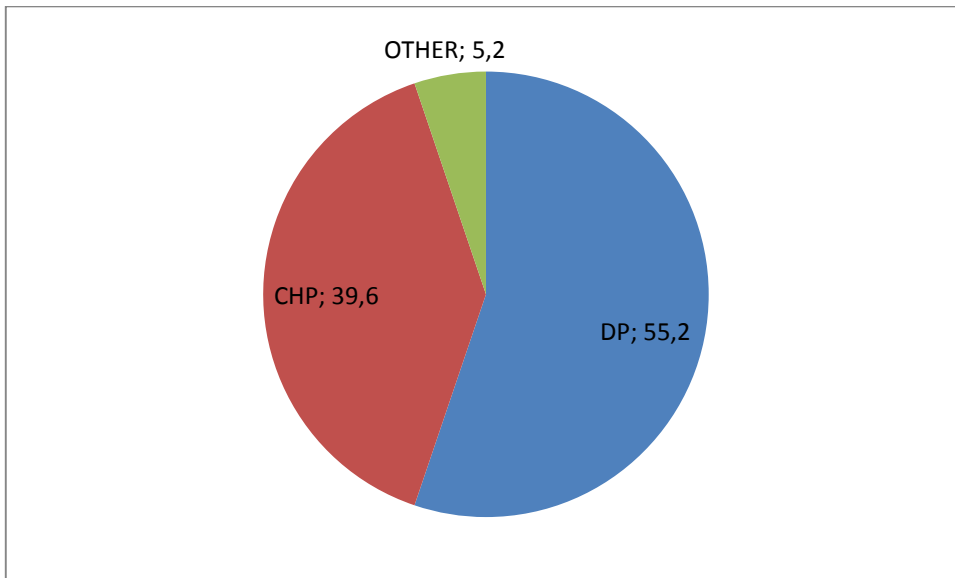
Source: The GNAT Name List, Term VIII



Results of May 14th, 1950 Deputy General Elections

ElectionSystem: List Procedure-Majority System

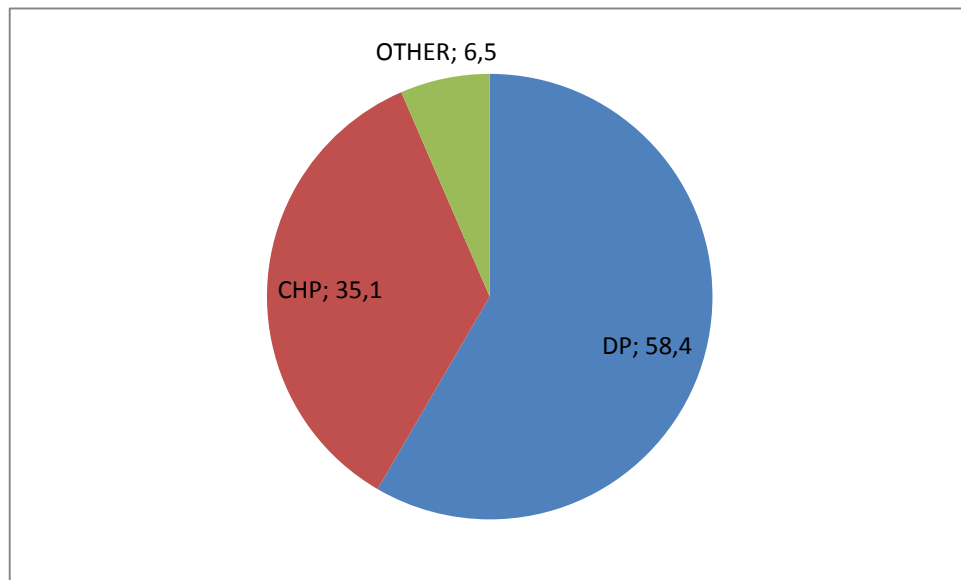
POLITICAL PARTIES	NUMBER OF DEPUTIES	RATIO OF VOTES
DemocratParty (DP)	416	55,2
RepublicanPeople'sParty(CHP)	69	39,6
NationParty(MP)	1	4,6
Independents	1	0,6
TOTAL	487	100



Results of May 2nd, 1954 Deputy General Elections

Election System: List Procedure-Majority

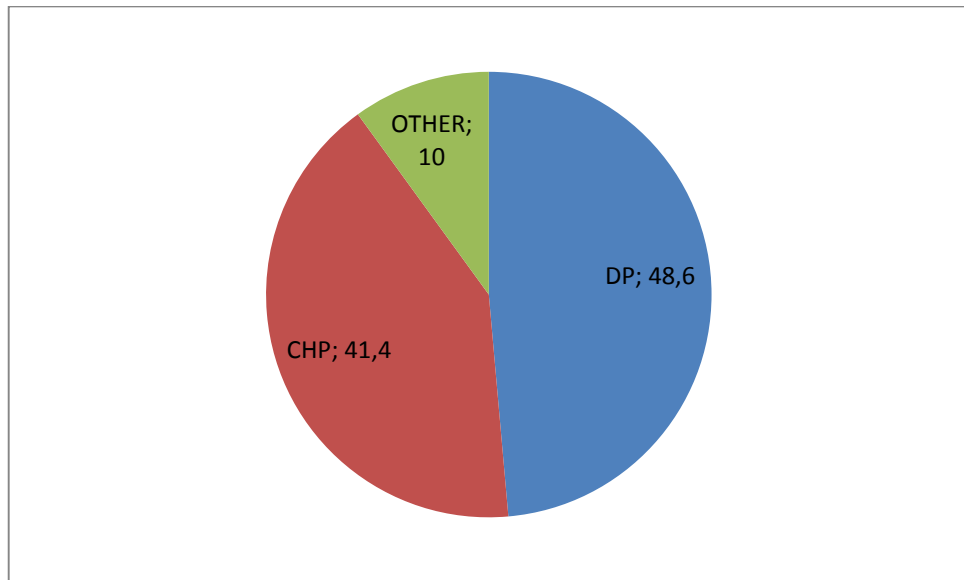
POLITICAL PARTIES	NUMBER OF DEPUTIES	RATIO OF VOTES
DemocratParty (DP)	503	58,4
RepublicanPeople'sParty(CHP)	31	35,1
RepublicanNationParty (CMP)	5	5,3
Villagers' Party	-	0,6
Turkish Workers' Party (TİP)	-	0,00
Independents	2	0,6
TOTAL	541	100



Results of October 27th, 1957 Deputy General Elections

ElectionSystem: List Procedure-Majority

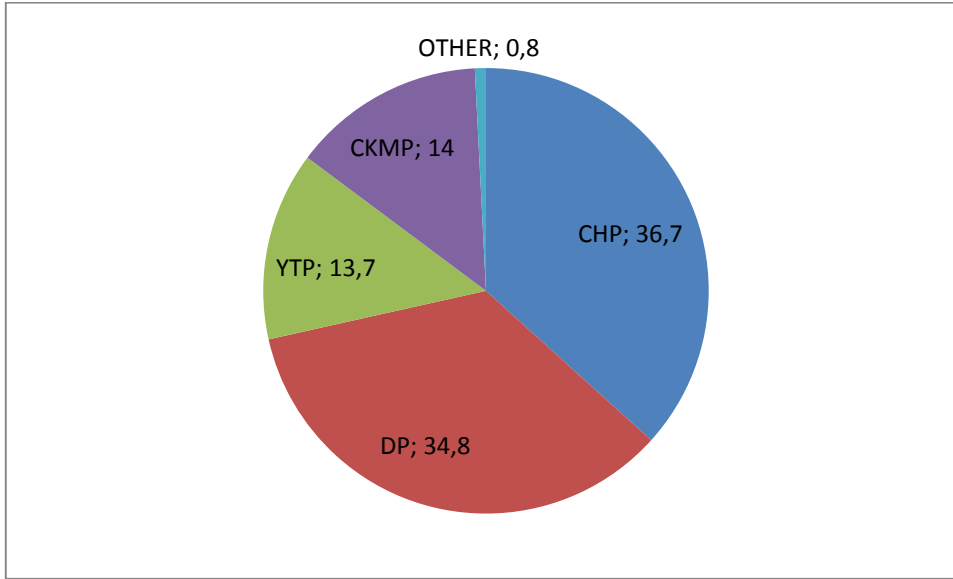
POLITICAL PARTIES	NUMBER OF DEPUTIES	RATIO OF VOTES
DemocraticParty (DP)	424	48,6
RepublicanPeople'sParty(CHP)	178	41,4
NationParty (CMP)	4	6,5
FreedomParty (HP)	4	3,5
Independents	-	0,0
TOTAL	610	100



Results of October 15th, 1961 Deputy General Elections

Election System : Regional Barrage d'Hont

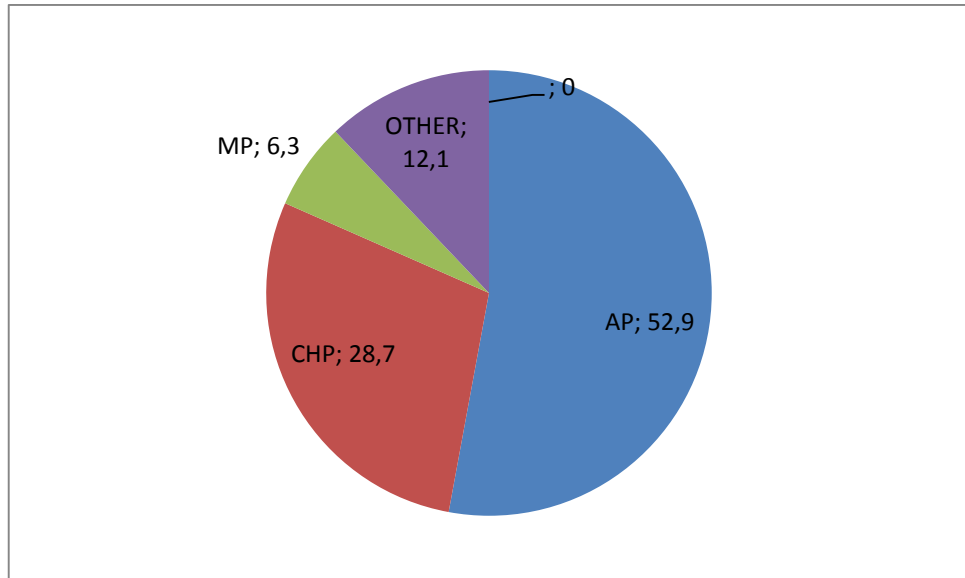
POLITICAL PARTIES	NUMBER OF DEPUTIES	RATIO OF VOTES
Republican People's Party (CHP)	173	36,7
Justice Party (AP)	158	34,8
Republican Peasant's Nation Party (CKMP)	54	14,0
New Turkey Party (YTP)	65	13,7
Independents	-	0,8
TOTAL	450	100



10 Ekim 1965 Milletvekili Genel Seçim Sonuçları Results of October 10th, 1965 Deputy General Elections

Election System : National Surplus

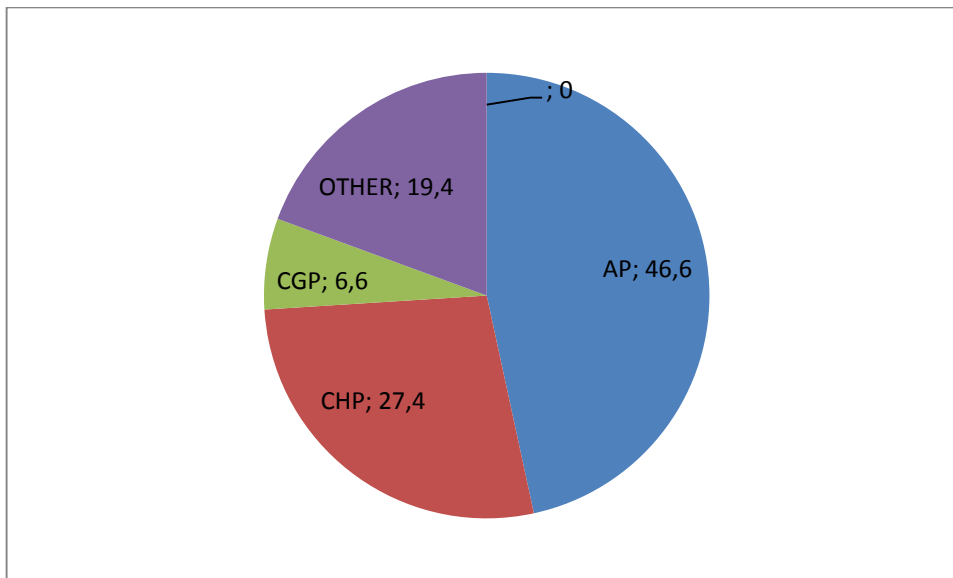
POLITICAL PARTIES	NUMBER OF DEPUTIES	RATIO OF VOTES
JusticeParty (AP)	240	52,9
RepublicanPeople'sParty(CHP)	134	28,7
NationParty (MP)	31	6,3
New TurkeyParty (YTP)	19	3,7
TurkishWorkers' Party (TİP)	14	3,0
RepublicanPeasant'sNationParty(CKMP)	11	2,2
Independents	1	3,2
TOTAL	450	100



Results of October 12th, 1969 Deputy General Elections

ElectionSystem: d'Hondt without Barrage

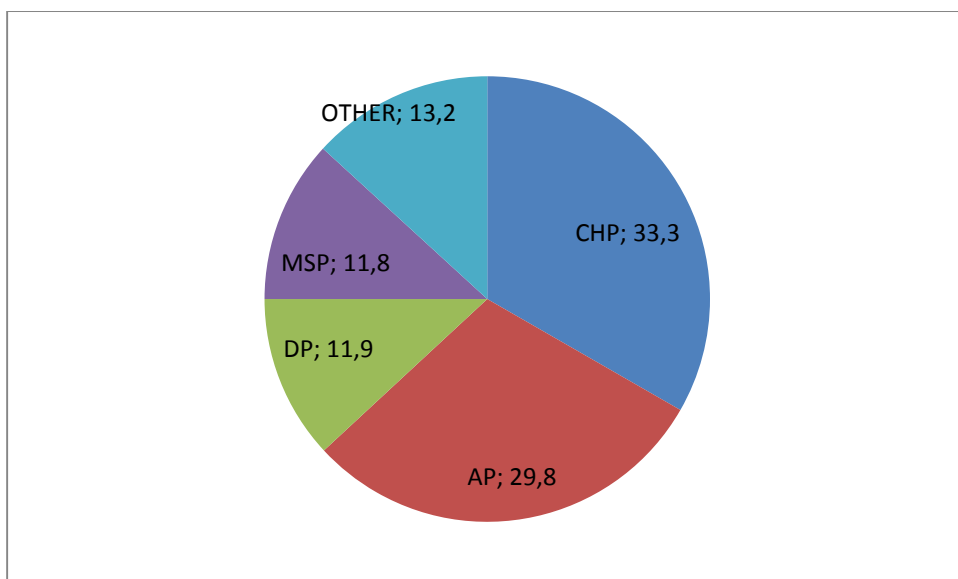
POLITICAL PARTIES	NUMBER OF DEPUTIES	RATIO OF VOTES
JusticeParty (AP)	256	46,6
RepublicanPeople'sParty(CHP)	143	27,4
RepublicanRelianceParty (CGP)	15	6,6
NationParty (MP)	6	3,2
NationalistActionParty (MHP)	1	3,0
UnityParty (TBP)	8	2,8
TurkishWorkers' Party (TIP)	2	2,7
NewTurkeyParty (YTP)	6	2,1
Independents	13	5,6
TOTAL	450	100



Results of October 14th, 1973 Deputy General Elections

Election System: d'Hondt without Barrage

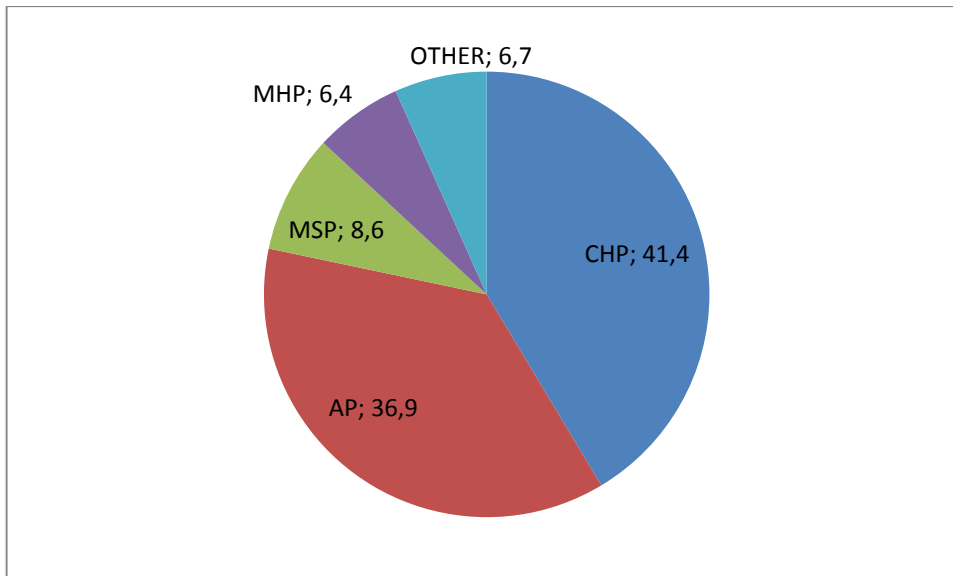
POLITICAL PARTIES	NUMBER OF DEPUTIES I	RATIO OF VOTES
Republican People's Party (CHP)	185	33,3
Justice Party (AP)	149	29,8
Democratic Party (DP)	45	11,9
National Salvation Party (MSP)	48	11,8
Republican Reliance Party (CGP)	13	5,3
Nationalist Action Party (MHP)	3	3,4
Unity Party (TBP)	1	1,1
Nation Party (MP)	-	0,6
Independents	6	2,8
TOTAL	450	100



Results of June 5th, 1977 Deputy General Elections

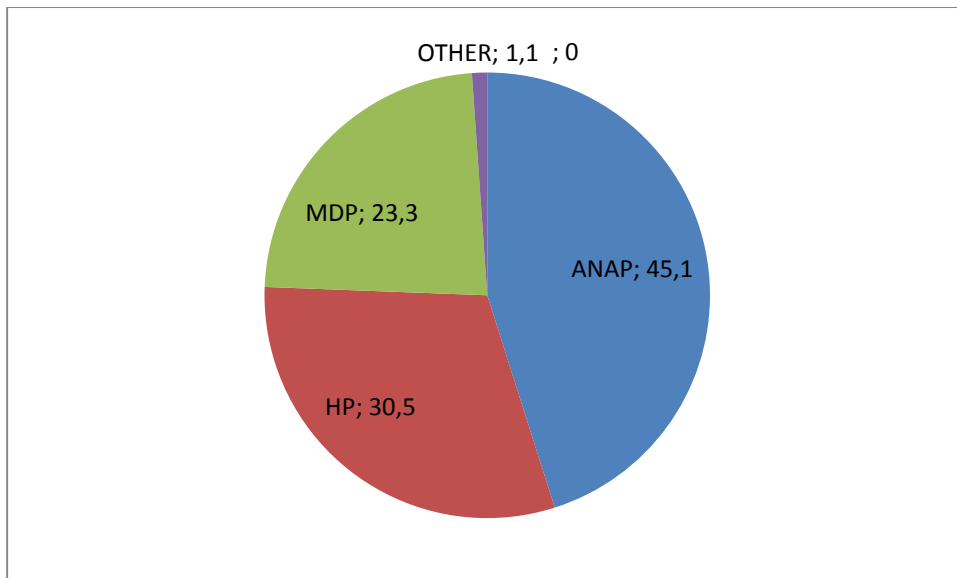
Election System : d'Hondt without Barrage

POLITICAL PARTIES	NUMBER OF DEPUTIES	RATIO OF VOTES
Republican People's Party (CHP)	213	41,4
Justice Party (AP)	189	36,9
National Salvation Party (MSP)	24	8,6
Nationalist Action Party (MHP)	16	6,4
Republican Reliance Party (CGP)	3	1,9
Democratic Party (DP)	1	1,8
Unity Party (TBP)	-	0,4
Turkish Worker's Party (TİP)	-	0,1
Independents	4	2,5
TOTAL	450	100



Results of November 6th, 1983 Deputy General Elections
Election System : d'Hondt with Double Barrage (%10)

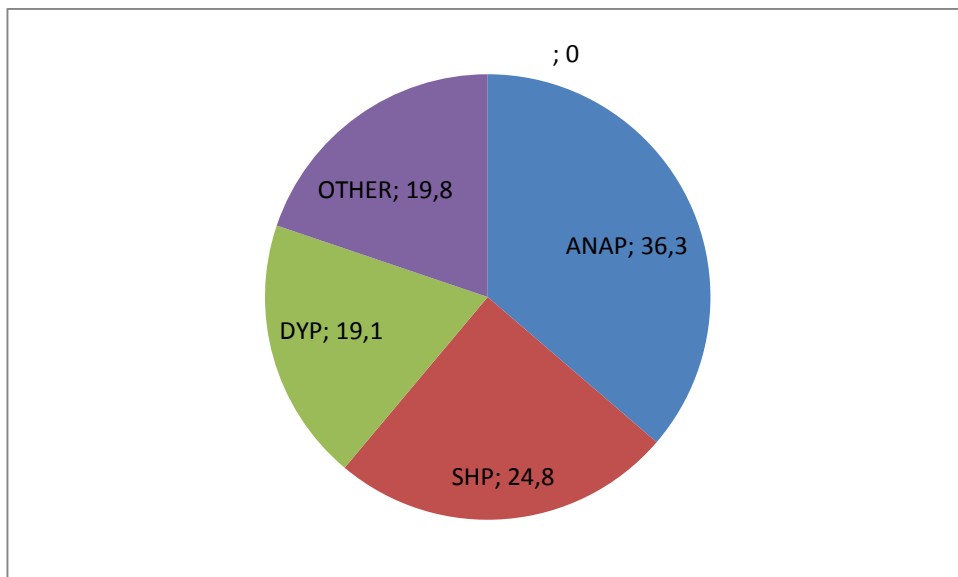
POLITICAL PARTIES	NUMBER OF DEPUTIES	RATIO OF VOTES
Motherland Party (ANAP)	211	45,1
Populist Party (HP)	117	30,5
Nationalist Democracy Party (MDP)	71	23,3
Independents	-	1,1
TOTAL	399	100



Results of November 29th, 1987 Deputy General Elections

Election System : d'Hondt with Double Barrage + Quota(%10)

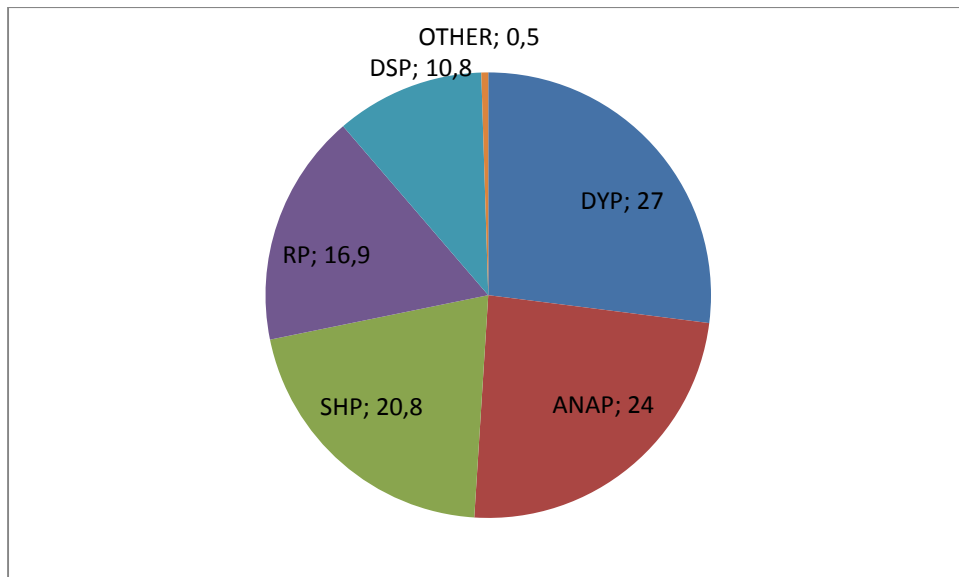
POLITICAL PARTIES	NUMBER OF DEPUTIES	RATIO OF VOTES
Motherland Party (ANAP)	292	36,3
Social Democratic Populist Party (SHP)	99	24,8
True Path Party (DYP)	59	19,1
Democratic Left Party (DSP)	-	8,5
Welfare Party (RP)	-	7,2
Nationalist Labor Party (MÇP)	-	2,9
Reformist Democracy Party (IDP)	-	0,8
Independents	-	0,4
TOTAL	450	100



Results of October 20th, 1991 Deputy General Elections

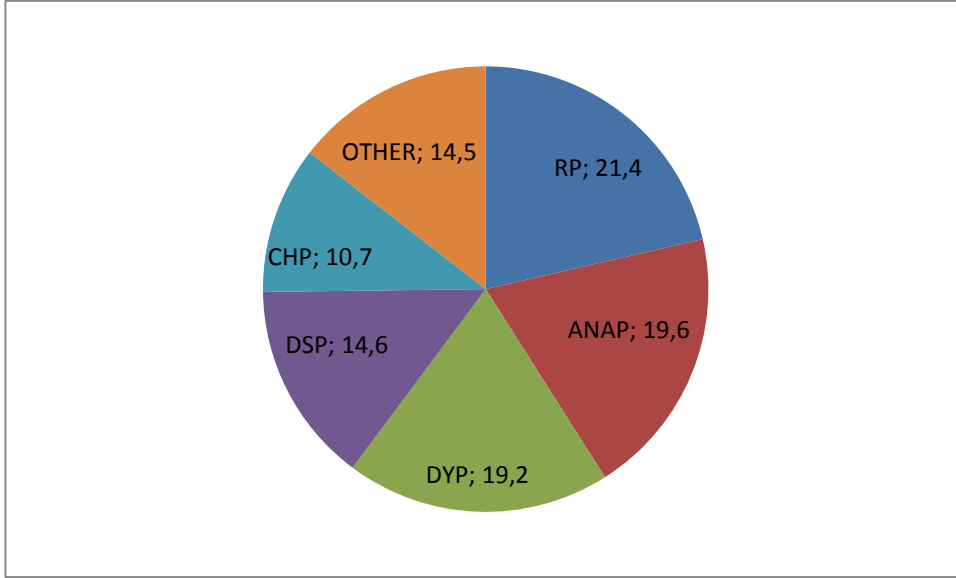
Election System : d'Hondt with Double Barrage + Quota(%10)

POLITICAL PARTIES	NUMBER OF DEPUTIES	RATIO OF VOTES
True Path Party(DYP)	178	27,0
Motherland Party (ANAP)	115	24,0
Social Democrat Populist Party (SHP)	88	20,8
Welfare Party (RP)	62	16,9
Democratic Left Party (DSP)	7	10,8
Socialist Party (SP)	-	0,4
Independents	-	0,1
TOTAL	450	100



Results of December 24th, 1995 Deputy General Elections
Election System : d'Hondt with Country Barrage (%10)

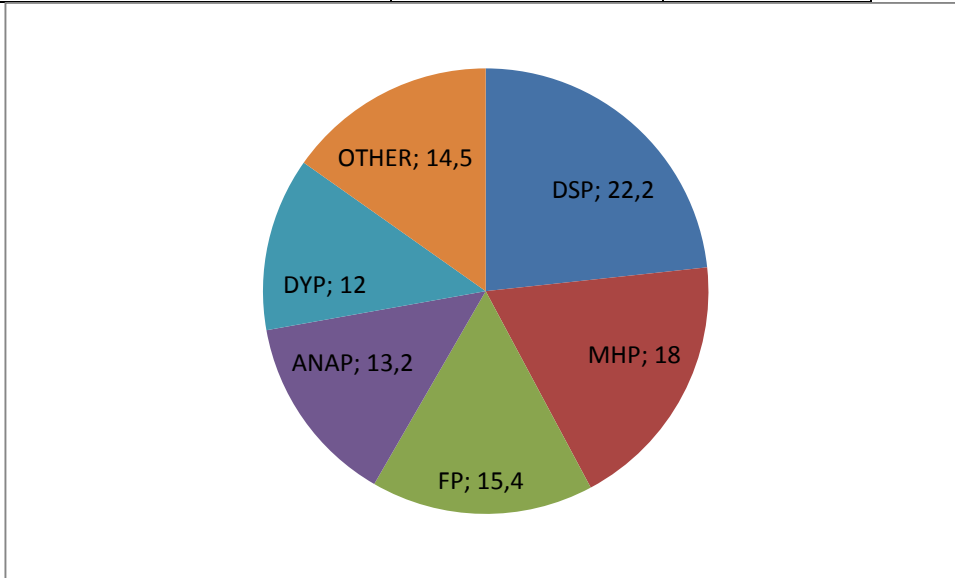
POLITICAL PARTIES	NUMBER OF DEPUTIES	RATIO OF VOTES
Welfare Party (RP)	158	21,4
Motherland Party (ANAP)	132	19,6
True Path Party (DYP)	135	19,2
Democratic Left Party (DSP)	76	14,6
Republican People's Party (CHP)	49	10,7
National Movement Party (MHP)	-	8,2
People's Democracy Party (HADEP)	-	4,2
New Democracy Movement (YDH)	-	0,5
Nation Party (MP)	-	0,5
Rebirth Party (YDP)		0,3
Workers' Party (İP)	-	0,2
New Party (YP)	-	0,1
Independents	-	0,5
TOTAL	550	100



Results of April 18th, 1999 Deputy General Elections
Election System : d'Hondt with Country Barrage (%10)

POLITICAL PARTIES	NUMBER OF DEPUTIES	RATIO OF VOTES
Democratic Left Party (DSP)	136	22,2
Nationalist Movement Party (MHP)	129	18,0
Virtue Party (FP)	111	15,4
Motherland Party(ANAP)	86	13,2
True Path Party(DYP)	85	12,0
Republican People's Party (CHP)	-	8,7
People's Democracy Party (HADEP)	-	4,7
Grand Unity Party (BBP)	-	1,5
Freedom and Solidarity Party (ÖDP)	-	0,8
Democratic Turkey Party (DTP)	-	0,6
Liberal Democrat Party (LDP)	-	0,4
Democrat Party (DP)	-	0,3
Nation Paryi (MP)	-	0,3
Peace Party (BP)	-	0,2
Workers' Party (İP)	-	0,2
Labour Party (EMEP)	-	0,2
Rebirth Party (YDP)	-	0,1
Socialist Power Party (SİP)	-	0,1
Changing Turkey Party (DEPAR)	-	0,1
Demokracy and Peace Party (DBP)	-	0,1

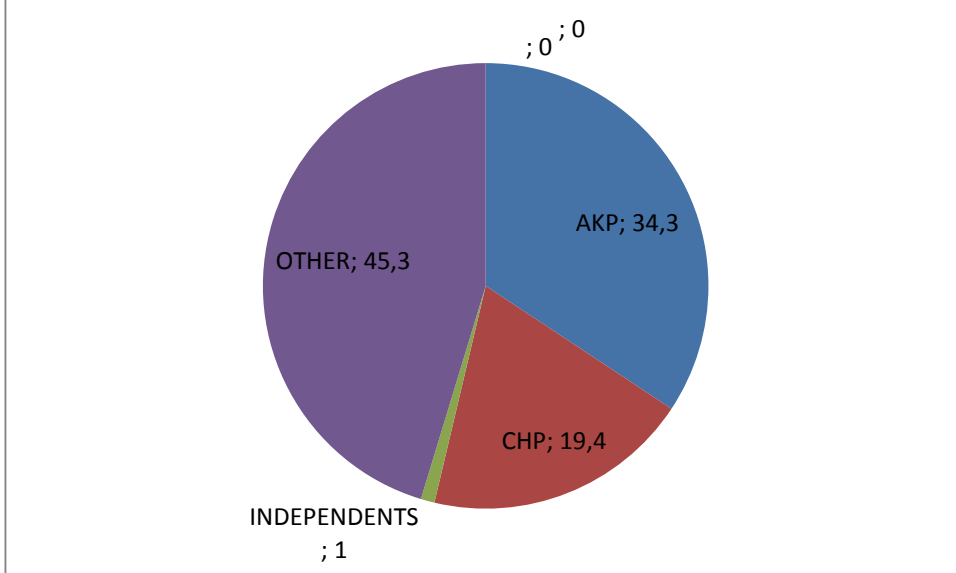
Independents	3	0,9
TOTAL	550	100



Results of November 3rd, 2002 Deputy General Elections
Election System : d'Hondt with Country Barrage (%10)

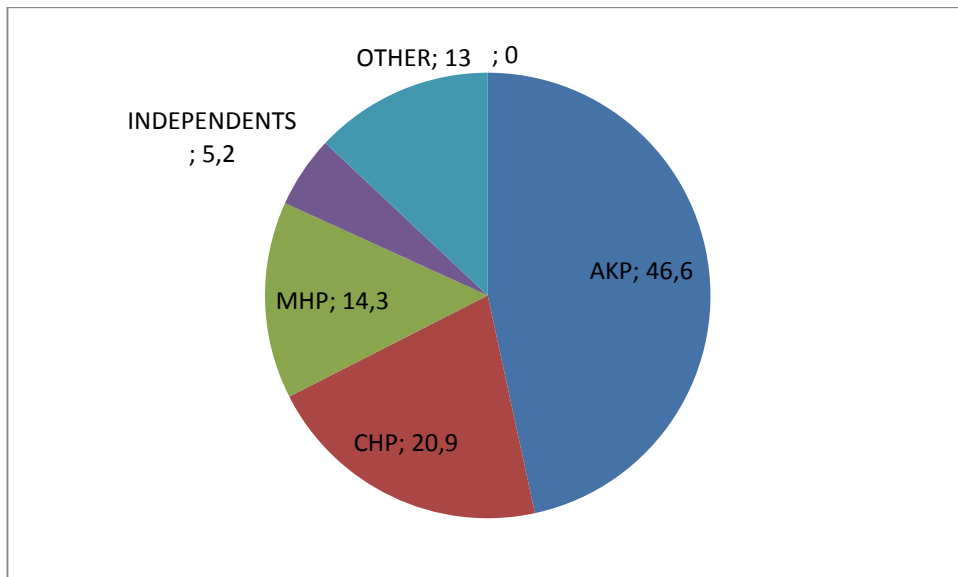
POLITICAL PARTIES	NUMBER OF DEPUTIES	RATIO OF VOTES
Justice and Development Party (AKP)	363	34,3
Republican People's Party (CHP)	178	19,4
True Path Party (DYP)	-	9,5
Nationalist Movement Party (MHP)	-	8,4
Young Party (GP)	-	7,2
Democratic People's Party (DEHAP)	-	6,2
Motherland Party (ANAP)	-	5,1
Felicity Party (SP)	-	2,5
Democratic Left Party (DSP)	-	1,2
New Turkey Party (YTP)	-	1,1
Grand Unity Party (BBP)	-	1,0
Homeland Party (YP)	-	0,9
Workers' Party (İP)	-	0,5
Independent Turkey Party (BTP)	-	0,5
Freedom and Solidarity Party (ÖDP)	-	0,3
Liberal Demokratic Party (LDP)	-	0,2

Nation Party (MP)	-	0,2
Communist Party of Turkey (TKP)	-	0,2
Independents	9	1,0
TOPLAM	550	100



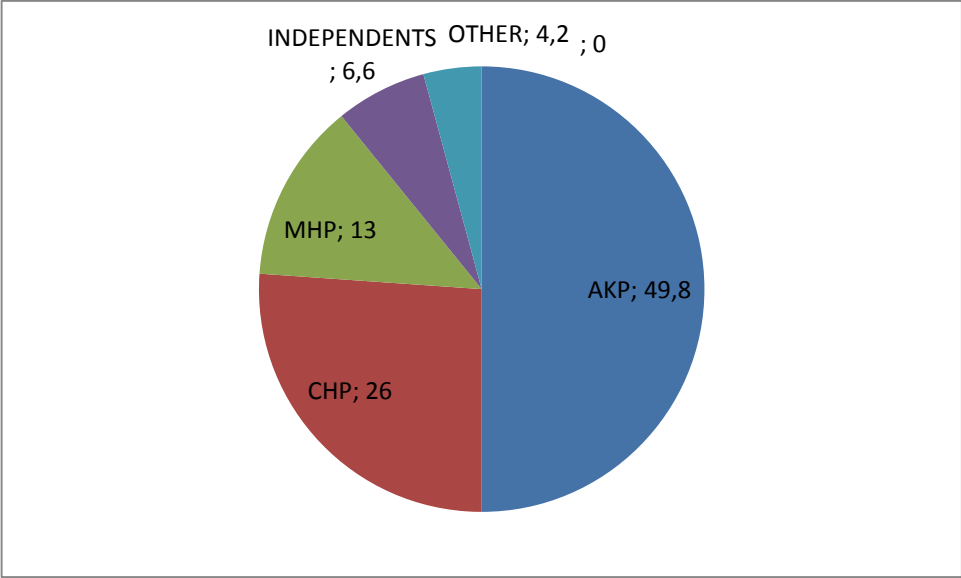
Results of July 22nd, 2007 Deputy General Elections
Election System : d'Hondt with Country Barrage (%10)

POLITICAL PARTIES	NUMBER OF DEPUTIES	RATIO OF VOTES
Justice and Development Party (AKP)	341	46,6
Republican People's Party (CHP)	112	20,9
Nationalist Movement Party (MHP)	71	14,3
Democrat Party (DP)	-	5,4
Young Party (GP)	-	3,0
Felicity Party (SP)	-	2,3
Independent Turkey Party (BTP)	-	0,5
People's Ascent Party (HYP)	-	0,5
Workers' Party (IP)	-	0,4
Enlightened Turkey Party (ATP)	-	0,3
Communist Party of Turkey (TKP)	-	0,2
Freedom and Solidarity Party (ÖDP)	-	0,2
Liberal Democratic Party (LDP)	-	0,1
Labour Party (EMEP)	-	0,1
Independents	26	5,2
TOTAL	550	100

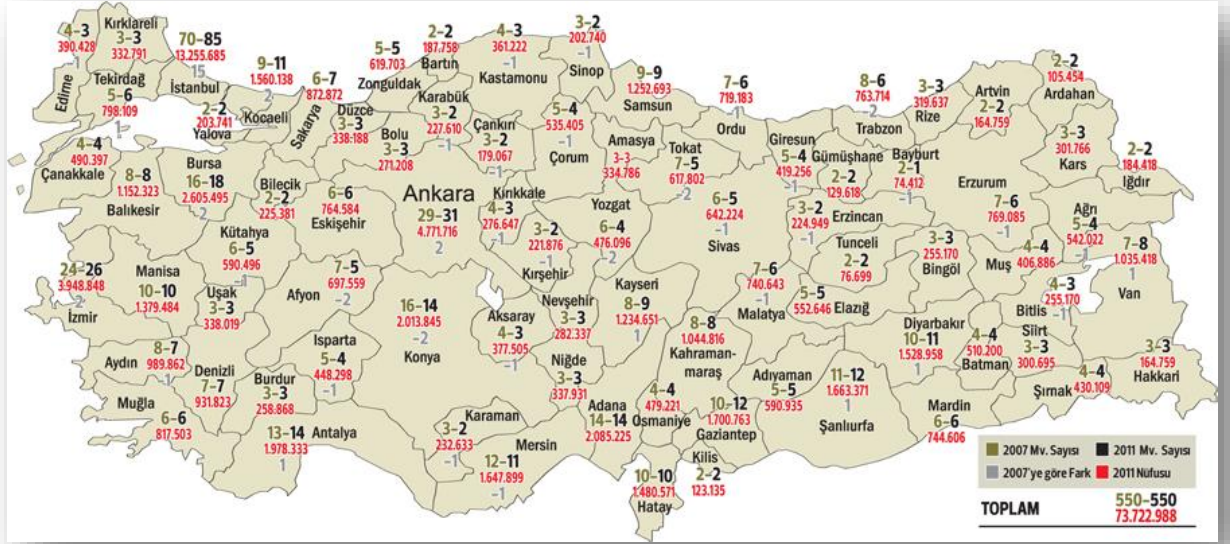


Results of June 12th, 2011 Deputy General Elections
Election System: d'Hondt with Country Barrage (%10)

POLITICAL PARTIES	NUMBER OF DEPUTIES	RATIO OF VOTES
Justice and Development Party (AKP)	327	49,8
Republican People's Party (CHP)	135	26,0
Nationalist Movement Party (MHP)	53	13,0
Felicity Party (SP)	-	1,3
People's Voice Party (HAS Parti)	-	0,8
Grand Unity Party (BBP)	-	0,8
Democrat Party (DP)	-	0,7
Rights and Equality Party (HEPAR)	-	0,3
Democratic Left Party (DSP)	-	0,3
True Path Party (DYP)	-	0,2
Communist Party of Turkey (TKP)	-	0,2
Nation Party (MP)	-	0,1
Nationalist and Conservative Party (MMP)	-	0,1
Labour Party (EMEP)	-	0,1
Liberal Democrat Party (LDP)	-	0,0
Independents	35	6,6
TOTAL	550	100



CONSTITUENCIES AND ELECTED DEPUTIES (PROVINCES)



Number of Registered Electors in Provinces (2011)

Adana	1401712
Adıyaman	364736
Afyonkarahisar	485000
Ağrı	278699
Amasya	234347
Ankara	3409758
Antalya	1389196
Artvin	123790
Aydın	728328
Balıkesir	866739
Bilecik	142789
Bingöl	158171
Bitlis	176597

Bolu	200401
Burdur	186470
Bursa	1876748
Çanakkale	366267
Çankırı	129013
Çorum	385828
Denizli	672377
Diyarbakır	867711
Edirne	300609
Elazığ	378305
Erzincan	146518
Erzurum	481536
Eskişehir	576274
Gaziantep	1003541
Giresun	309800
Gümüşhane	88874
Hakkari	134729
Hatay	934254
Isparta	298187
Mersin	1137834
İstanbul	9397323
İzmir	2906224
Kars	185361
Kstamonu	269570
Kayseri	830282
Kırklareli	254455
Kırşehir	156948
Kocaeli	1096593
Konya	1346215
Kütahya	418678
Malatya	503323

Manisa	965902
Kahramanmaraş	656579
Mardin	397634
Muğla	604443
Muş	214282
Nevşehir	196854
Niğde	219901
Ordu	508530
Rize	232258
Sakarya	617284
Samsun	881023
Siirt	153419
Sinop	151004
Sivas	431792
Tekirdağ	582567
Tokat	417086
Trabzon	543854
Tunceli	57623
Şanlıurfa	849100
Uşak	248746
Van	547016
Yozgat	317356
Zonguldak	455640
Aksaray	247089
Bayburt	50079
Karaman	159528
Kırıkkale	196198
Batman	270392
Şırnak	204010
Bartın	140076
Ardahan	69160
Iğdır	108494

Yalova	149841
Karabük	164205
Kilis	75872
Osmaniye	312974
Düzce	239422